





A Quick Comparison of Laserfiche Capture Tools

Laserfiche offers a variety of capture tools to support the rapid digitization, classification, and organization of your enterprise content. Refer to the chart below for a comparison of several commonly used offerings to capture files, perform image enhancements and extract metadata. Note this excludes other capture options such as mobile capture, electronic forms, Snapshot, Import Agent, Office Plug-in, or Connector, which have their own use cases and functionalities.

	 Scanning	 Quick Fields	 Capture Profiles	 Smart Invoice Capture
Description	An installable component to the Laserfiche repository to perform ad-hoc, low volume scanning.	A desktop application designed to automate high volume capture, classification, and organization of documents.	A cloud-based, automation tool applied as part of workflows to extract data from individual document types to update metadata, name folders, route files, and more.	A pre-configured capture profile built to automatically capture invoice date, invoice number, purchase order number, and total amount due from any invoice format as part of Accounts Payable workflows.
Capture Process Flow	Manual, attended capture for any end user	Manual, attended capture (or unattended in batches) at specific workstations	Unattended, distributed	Unattended, distributed
Types of Documents	Paper documents, scanned images, PDF documents	Paper documents, scanned images, PDF documents	Already-scanned images in Laserfiche or PDF documents (once image pages are generated by Laserfiche)	Invoices only
Example Use Case	Scan physically signed PO documents, perform image enhancements, fill out metadata, and store in a designated folder.	Automate bulk digitization processing of old building permit files and dynamically store in an organized and searchable location in Laserfiche.	Create a capture profile to identify data to extract from a corporate utility bill. Run the capture profile in a workflow and used the extracted data to route the bills to different departments.	Run the Smart Invoice Capture profile as part of a workflow to capture the invoice data and use that information to fill out metadata and route invoices to the appropriate people.
Implementation and Training Complexity	Low	Medium	Low	Very Low
Unique Features	Built into the Laserfiche repository	Optical mark recognition, batch splitting, direct scanner integration	Anchored zones, ability to run directly from workflows	Powered by machine learning, no profile configuration required, ability to identify vendor names, handwriting recognition
Licensing	Included with all Laserfiche subscription packages	Included with Professional and higher	<ul style="list-style-type: none"> Laserfiche Cloud: Included with Professional and higher Self-hosted: Purchasable add-on (coming soon) 	<ul style="list-style-type: none"> Laserfiche Cloud: Purchasable add-on Self-hosted: Purchasable add-on